



MAKE A



Supplies:  
YARN,  
SCISSORS,  
glue  
EYES



FRIEND! (they're watching you...)

① Wrap yarn around your fingers being sure to leave a tail for tying off. Wrap 30-50 times!



Slide  
off your  
fingers  
carefully




tie  
middle  
very  
securely,  
cut loops



FLUFF  
&  
trim if  
yaid like

Glue on EYES



Wexner Center for the ARTS